

विक्रम देव दत्त, भा०प्र०से०

सचिव

VIKRAM DEV DUTT, IAS

SECRETARY

Tel.: 23384884 Fax : 23381678

E-mail : secy.moc@nic.in



सत्यमेव जयते

भारत सरकार

GOVERNMENT OF INDIA

कोयला मंत्रालय

MINISTRY OF COAL

शास्त्री भवन, नई दिल्ली-110 001

SHASTRI BHAWAN, NEW DELHI-110 001

www.coal.gov.in

H0111/1/2024-Coord.

9<sup>th</sup> April, 2025

*Dear Sir,*

With regard to significant activities of Ministry of Coal during March, 2025, information in respect of point no. (i) to (iii) specified in your DO letter No. 1/50/3/2024-Cab. dated 24.10.2024 is NIL and details on departmental indicators as per the format circulated vide your DO letter of even number dated 03.12.2024 is Annexed.

2. With respect to point no. (iv) *ibid.*, regarding significant developments, I would like to inform that for the first time in the history of the coal sector in India, the production and supply of coal crossed the historic milestone of 1 Billion Tonnes in FY 2024-25. The overall production of coal in the country was 1047.39 MT in FY 2024-25 which is a growth of about 4.97% over the previous year. Similarly, the overall supply during FY 2024-25 was 1025.11 MT which is a growth of about 5.35% over the previous year. Despite certain logistics constraints on account of the Maha Kumbh, the coal stock at the Thermal Power Plants (TPP's) was at an all-time high of 55.48 MT on 31.03.2025 as compared to 47.78 MT on the same date last year which is a growth of 16.12%. At the level of current actual consumption, this stock is sufficient for 23 days.

3. Further, exploratory drilling operations in India's coal sector, through the Central Mine Planning & Design Institute Limited (CMPDIL) as the nodal agency of the Ministry of Coal, achieved a landmark 10.12 lakh meters in the fiscal year, surpassing the ambitious target of 10 lakh meters. This represents a 17% increase over 8.63 lakh meters drilled during the previous year, adding to the overall operational capacity of the sector and reflecting a firm commitment to meeting its demands.

4. It is also notable that Captive and Commercial coal mining blocks have produced about 190.95 MT of coal during FY 2024-25 which is a growth of 29.79% over last year. Imparting a further impetus to the growth

...2/-

of this segment, Coal Mine Development and Production Agreements (CMDPA) have been signed for 9 coal blocks on 27<sup>th</sup> March, 2025 which were auctioned under the 11<sup>th</sup> round of Commercial coal mine auctions. Concurrently, the 12<sup>th</sup> round of Commercial coal mine auctions offering 28 identified coal and lignite blocks in 7 States have also been launched on the same date.

5. For the first time since independence scientific coal mine closure was accomplished in respect of 9 coal mines involving a comprehensive approach. A target of 43 mine closures have been kept for the current financial year.

6. The Coal PSUs under Ministry of Coal have also surpassed their annual CAPEX target for FY 2024-25 as the consolidated CAPEX achievement stands at ₹ 28,715.82 crore (prov) vis-a-vis the target of ₹ 22,048.86 crore i.e. 130.24% of the target. Coal India Limited has paid a dividend of ₹ 10,252.09 crore to the Government of India in FY 2024-25, which is the highest dividend paid on a cash basis among all CPSEs for the financial year 2024-25.

7. I am pleased to inform that Ministry of Coal has achieved the top position in the overall procurement through GeM among all the Central Ministries/Departments while Coal India Limited and its subsidiaries with a procurement value of ₹ 2,08,467.00 crore are at the top position in the overall procurement through GeM among all the CPSEs registering a growth of 108% over the procurement value of last year.

*With sincere regards,*

Yours sincerely,

*[Signature]*  
09/4/25

(Vikram Dev Dutt)

Dr. T. V. Somanathan,  
Cabinet Secretary,  
Cabinet Secretariat,  
Rashtrapati Bhawan,  
New Delhi




M/o Coal, Part A (March, 2025)

Information to be provided monthly: Part A

#	Indicator	Previous Month	Current Month	Current Month previous FY	Year To Date (Current FY)	Year To Date (Previous FY)	% change in YTD from previous FY
1	Coal Production in million metric tonnes (MMT)	98.26	118.54	116.68	1047.39	997.826	4.97
2	Pithead closing stock (in MMT)	107.41	130.40	108.75	130.40	108.75	19.91
3	Dispatch to Thermal Power Plants (in MMT)	69.61	78.46	73.84	843.21	796.09	5.92
4	Dispatch to Non-regulated Sector (NRS) (in MMT)	16.02	16.48	16.49	182.15	176.92	2.95
5	Output per man shift	14.68 Jan 25@	15.46 Feb 25@	15.99 Feb 24@	12.27 April 24 to Feb 25@	13.48 April 23 to Jan 24@	-8.97

Footnote: @OMS data is being fianlized after preparation of cost sheet

Generated on: 08-04-2025

Signature:   
 (Name and Designation): Secretary, Ministry of Coal




**M/o Coal, Part A (Q4 (Jan-Mar), 2025)**

**Information to be provided quarterly: Part A**

#	Indicator	Previous Quarter	Current Quarter	Current Quarter previous FY	Year To Date (Current FY)	Year To Date (Previous FY)	% change in YTD from previous FY
1	Amount of coal transported through Mechanized Transportation (using FMC) (Qty in MMT)	52.19@	55.38	52.03	199.35	170.79	16.72%
2	Quality confirmation to declared grade (in %)	78.48%#	86.78%##	79.31%	80.80%	80.03%	0.96%

**Footnote:** @Data has been updated with: Firm Data received from Areas of MCL for Q-3. Previous Data were approx. values of (Avg. Rake Loading x Avg. Wt per Rake)  
 #20% of Referee Result is awaited  
 ##75% of Referee Result is awaited.

**Generated on:** 09-04-2025

  
 Signature: 09/4/25  
 (Name and Designation): Secretary, Ministry of Coal




M/o Coal, Part C (March, 2025)

Information to be provided monthly: Part C

#	Indicator	Previous Month	Current Month	Current Month previous FY	Year To Date (Current FY)	Year To Date (Previous FY)	% change in YTD from previous FY
1	Production by commercial mines (in MMT)	2.516	3.884	3.421	29.319	17.722	65.44

Generated on: 08-04-2025

Signature:   
(Name and Designation): Secretary, Ministry of  
Coal



**M/o Coal, Part C (Q4 (Jan-Mar), 2025)**

**Information to be provided quarterly: Part C**

#	Indicator	Previous Quarter	Current Quarter	Current Quarter previous FY	Year To Date (Current FY)	Year To Date (Previous FY)	% change in YTD from previous FY
1	Production from Allocated Blocks (in MMT)	52.97	61.41	51.24	197.60	154.16	28.18
2	Area afforested (in sq km)	2.41	1.67	0.81	24.59	27.82	-11.61
3	Mine water utilised (in Kilo litres)	114837900.00	98589000.00	100494800.00	428715500.00	409823720.00	4.60
4	Use of Overburden (in tonnes)	465675.31#	469408.26#	524694.41#	3525471.67#	1430746.18#	146
5	Number of fatalities in coal mines	21#	12	7	60	40	50.00
6	No. of serious injuries in coal mines	23#	24	27	117	123	-4.87

**Footnote:** # Use of overburden, is being provided in cubic meters instead of tonnes as the data in respect of overburden has been maintained in cubic meter in Coal/Lignite PSUs  
 #Data has been updated

**Generated on:** 08-04-2025

**Signature:**  
**(Name and Designation):**

*[Handwritten Signature]*  
 09/4/25  
 Secretary, Ministry  
 of Coal