

CHAPTER

2



THE YEAR AT A GLANCE

THE YEAR AT A GLANCE

1. Coal Reserves in India

The inventory of Geological Resources of Indian coal as on 01.4.2019 and up to a depth of 1200 meter prepared by the Geological Survey of India on the basis of resources estimated by CMPDI, MECL, GSI, SCCL and others is 326.05 Bt.

Coal resources have been found mainly in West Bengal, Jharkhand, Bihar, Odisha, Chhattisgarh, Madhya Pradesh, Andhra Pradesh, Telangana, Maharashtra and a few states of North-Eastern Region.

Type wise and category wise resources:

(Fig.in BT.)

Coal Type	Measured/Proved	Indicated	Inferred	Total
Prime Coking	4.67	0.66	0.00	5.32
Medium Coking	14.88	11.25	1.86	27.98
Semi Coking	0.52	0.99	0.19	1.71
Sub-Total of Coking	20.06	12.90	2.06	35.00
Non-Coking	134.96	127.49	27.42	289.87
Tertiary Coal	0.59	0.12	0.90	1.62
Grand Total	155.61	140.51	30.38	326.50

Depth wise resources are as follows:

(Fig.in BT.)

Depth Range(m)	Measured/Proved	Indicated	Inferred	Total
0-300	113.76	65.20	9.22	188.18
300-600	23.45	60.31	15.21	98.97
0-600 (for Jharia only)	14.06	0.45	0.00	14.51
600-1200	4.34	14.54	5.96	24.84
Total	155.61	140.50	30.39	326.50

2. Lignite Reserves in India

The Lignite reserves in the country are estimated at around 46.02 Billion Tonne (as on 01.04.2020). The major deposits are located in the State of Tamil Nadu, followed by Rajasthan, Gujarat, Kerala, West Bengal, Jammu and Kashmir and Union Territory of Puducherry.

3. Coal Production

The overall production of Coal for 2019-20 was

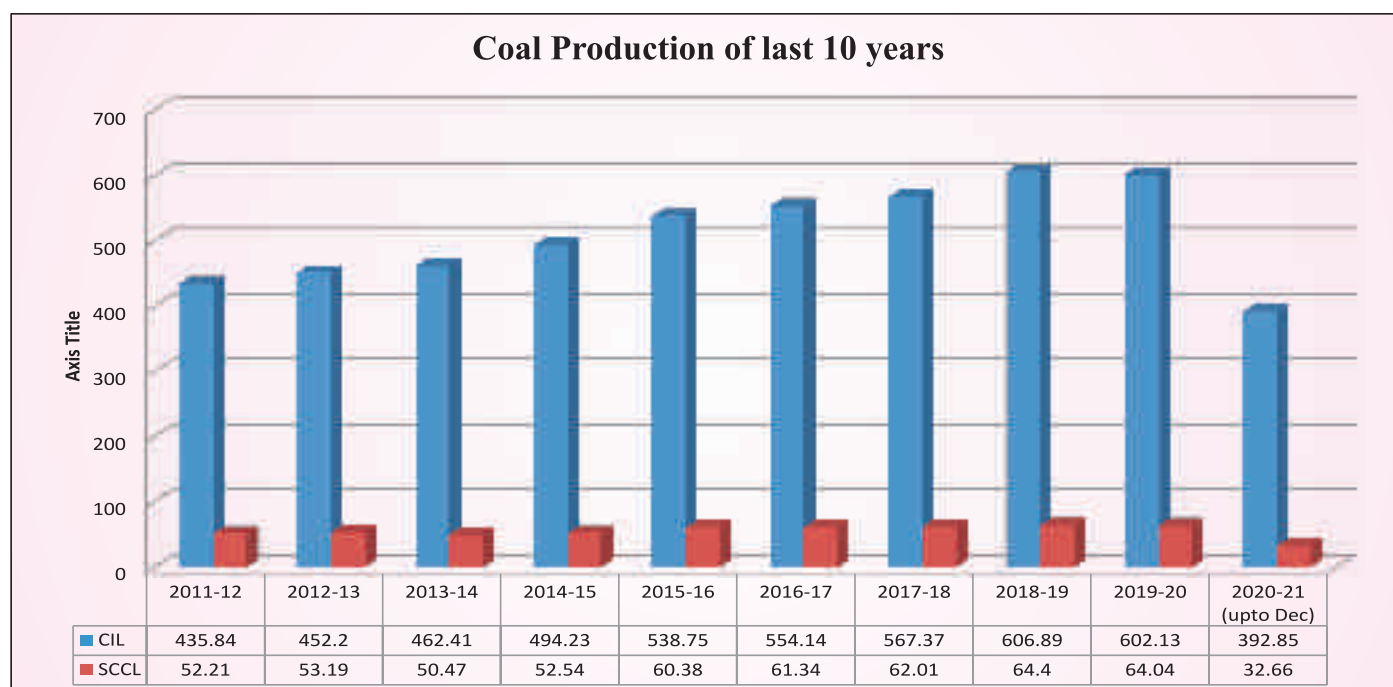
projected at 810.00 Million tonnes. During the period April, 2019 to March, 2020 the actual production was 729.10 Million tonnes compared to 728.718 Million tonnes (MT) during corresponding period of 2018-19 and showing a growth of 0.05%. During 2020-21 (upto December, 2020) actual Raw Coal Production is 471.802 MT against the Annual Target of 828.50 MT. The Company-wise details of coal production from CIL, SCCL and Others are given below-

(Figures in MT)

Coal Production								
Company	2018-19	2019-20				2020-21 (upto December 2020)		
	Actual	Annual Target	Actual	Achievement%	Growth %	Annual Target	Actual	Achievement%
CIL	606.887	660.000	602.129	91.23	-0.78	660.000	392.850	59.52
SCCL	64.401	67.000	64.044	95.59	-0.55	67.500	32.660	48.38
*Captive	49.900	66.200	57.874	87.42	15.98	91.000	41.670	45.79
Others	7.530	16.800	6.826	40.63	-9.35	10.000	4.622	46.2
Total	728.718	810.00	730.873	90.23	0.30	828.500	471.802	56.95

Note: *(i) Production of 3.271 MT, 2.659 MT and 2.202 from Gare Palma-IV/ 2 & 3 of SECL during 2018-19, 2019-20 and 2020-21 (upto December 2020) is added to CIL and not included in Captive Production.

(ii) Production of 1.681 MT, 0.762 MT and 0.000 MT from Gare Palma-IV/1 of SECL during 2018-19, 2019-20 and 2020-21 (upto December 2020) is added to CIL and not included in captive.



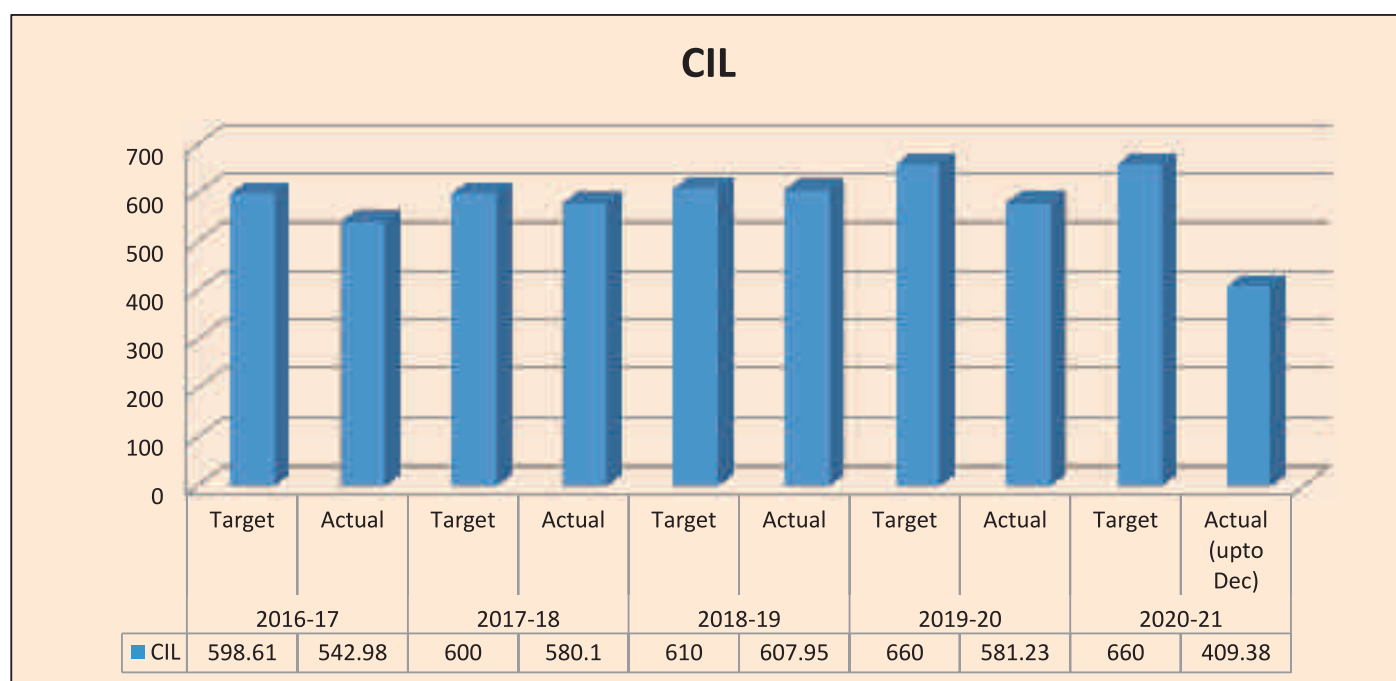
Company wise coal supply (Offtake)

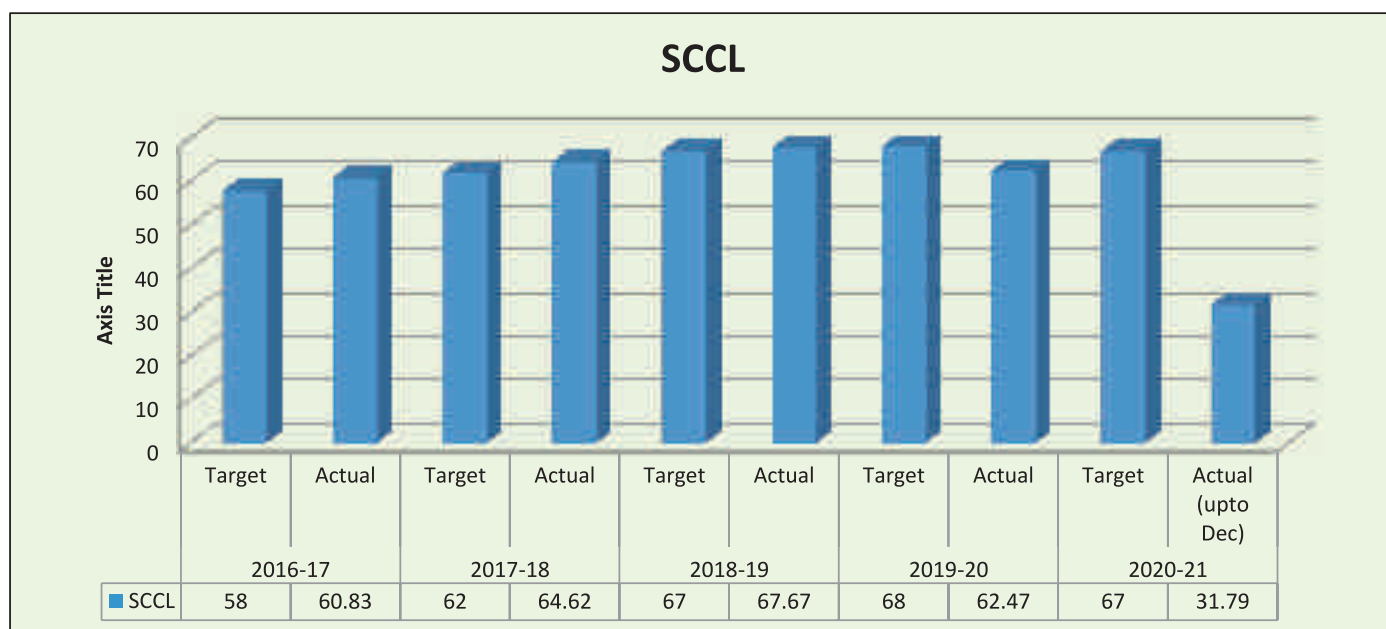
Company	2018-19 Actual (off-take)	2019 -20				2020 -21 (upto December 2020)		
		Annual Target	Actual (Off- take)	Achievement (%)	Growth %	Annual Target	Annual	Achievement (%)
CIL	607.953	660.000	581.234	88.07%	-4.39%	710.000	409.382	57.66%
SCCL	67.669	67.000	62.465	93.23%	-7.69%	70.000	31.791	45.42%
*Captive	49.623	66.200	56.257	84.98%	13.37%	85.830	43.778	51.01%
Others	7.549	16.800	6.814	40.56%	-9.74%	15.430	4.616	29.92%
Total	732.794	810.000	706.770	87.26%	-3.55%	881.260	489.567	55.55%

Note: .(i) Annual Targets are as per Annual Plan of MOC.

(ii) Off-take of Captive for 2018-19, 2019-20 and 2020-21 (upto December 2020) does not include 3.200 Mt., 2.888 Mt. and 1.914 Mt. (from my prelim report) from Gare Palma-IV/ 2 & 3 block SECL already included in CIL.

(iii) Off-take of Captive for 2018-19, 2019-20 and 2020-21 (upto December 2020) does not include 1.839, 0.821 Mt. and 0.000 Mt. (from my prelim report) from Gare Palma-IV/1 block.





4. Coal Dispatch

During the period Jan'20 – Dec'20 Raw Coal dispatch from Coal India Limited (CIL) was 573.86 MT (Provisional) against 581.11 MT during the same period last year, registering a decline of 1.2 % over corresponding period of previous year.

5. Company-wise Raw Coal Dispatch

(Figures in MT)

Company	Jan'20- Dec'20			Jan'19-Dec'19	% Growth
	Target	Actual	% ach.	Actual	
CIL	696.33	573.86	82	581.11	-1
SCCL	68.37	47.91	70.1	64.91	-26.2

6. Sector wise Raw Coal Dispatch-CIL (Provisional)

(Figures in MT)

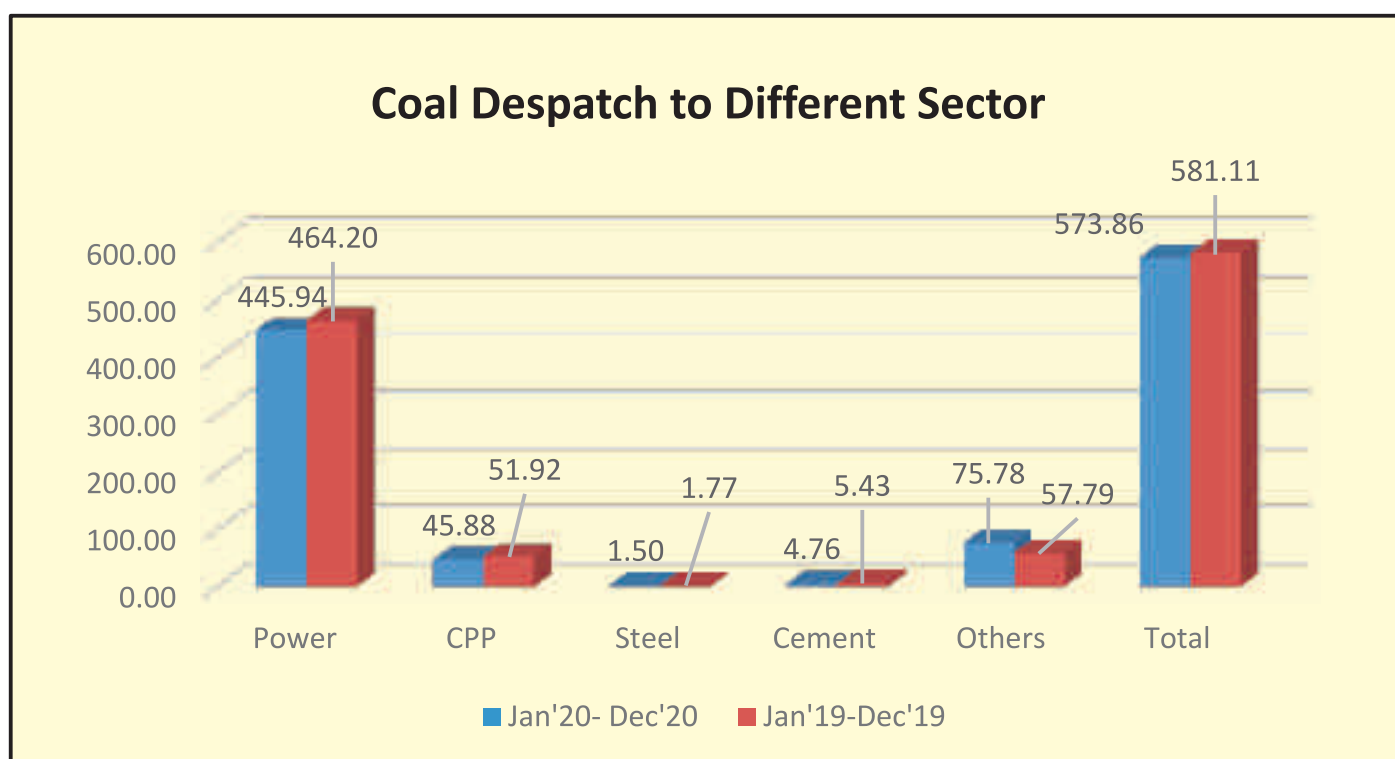
Sector	Actual Jan'20- Dec'20	Actual Jan'19-Dec'19	% Growth
Steel *	1.50	1.77	-15
Power (Utility)**	445.94	464.20	-4
Power(Captive) ***	45.88	51.92	-12
Cement	4.76	5.43	-12
Others	75.78	57.79	31
CIL #	573.86	581.11	-1

*includes coking coal feed to washeries, direct feed and blendable to steel plants

**includes non-coking coal feed to washery and Bina Deshaling Plant for beneficiation and special forward e-auction to power

***Captive Power includes despatches to fertilizer sector

#excludes colliery consumption



7. Lignite Production

NLC India Limited (NLCIL) is an integrated mining cum Power Company with open cast lignite mines linked to Thermal Power Stations. During the year 2020-21, lignite production and power generation by NLC India Limited 12.51 MT and 13742.74 MU

respectively and power generation by NTPL (JV) is 3861.81 upto the month of December 2020 against the BE target 2020-21 of 25.22 MT for Lignite, 25776.64 MU (NLCIL) and 7534.00 MU (NTPL) for power generation. The anticipated production for the period January 2021 to March 2021 is indicated. Details are furnished below.

Product	Unit	BE 2020-21	RE 2020-21	2019-20 (Jan'20 to Mar'20)	2020-21 (upto Dec'20)		Jan, 2021 to Mar, 2021 (Projection)
				Actual	Target	Actual	
Overburden	MM ³	169.96	157.76	42.04	124.74	107.55	50.21
Lignite	MT	25.22	22.92	7.85	17.19	12.51	10.41
Coal	MT	0.94	0.94	--	0.58	0.44	0.50
Power Gross	MU	25,776.64	22,306.76	6,098.95	18,859.29	13,742.74	6,917.35
Power Gross (NTPL)	MU	7540.00	7540.00	2631.80	5523.00	3861.81	1978.00
Power Export (NTPL)	MU	7101.00	7101.00	2430.70	5205.00	3572.84	1896.00
